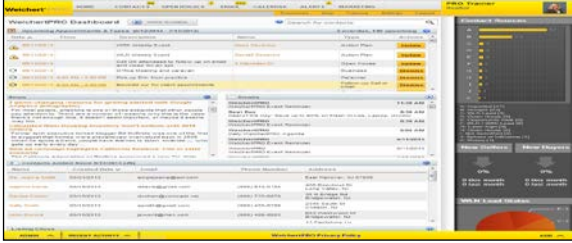
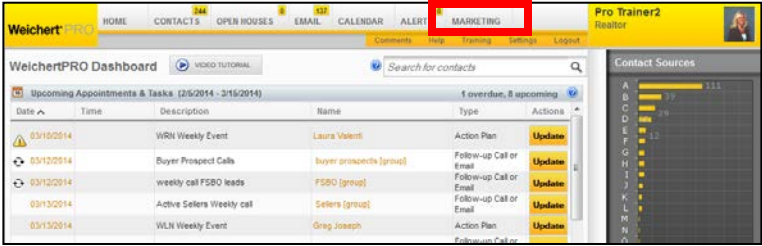
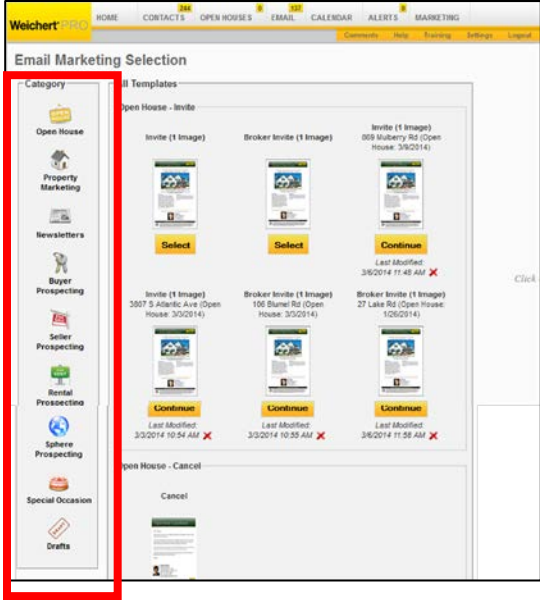


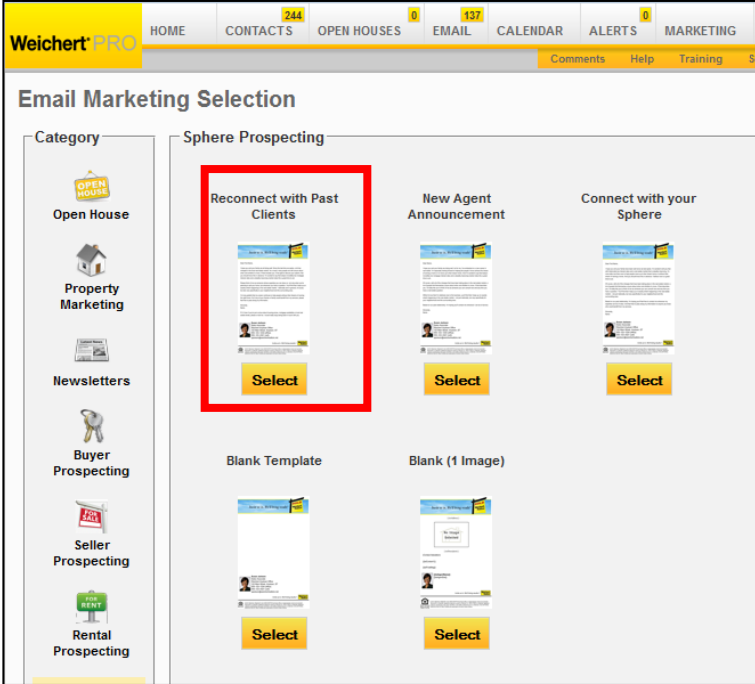
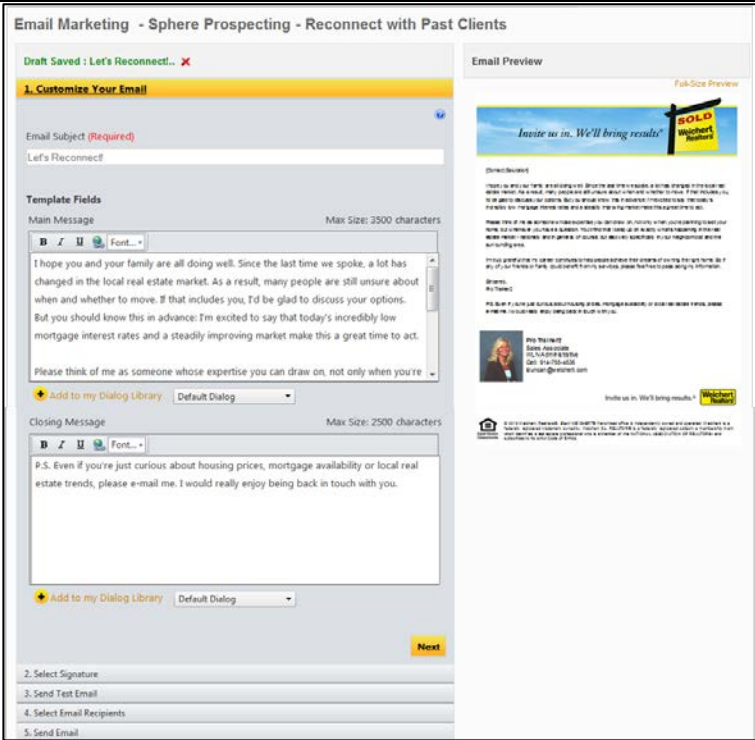
WeichertPRO Job Aid – Marketing

WeichertPRO makes it easy to stay in touch with your contacts using targeted and customizable e-marketing templates available from the Marketing section of WeichertPRO. Choose a professional template from a variety of categories such as Buyer, Seller, Sphere, Rental as well as Property Marketing and Newsletter templates. Plus, blank templates are available so you can create your own. Once you select your category, then choose a template and follow the simple steps to create and email your marketing piece. To get started, follow the simple steps below:

Using the Marketing Templates

STEP	SCREEN
<p>1. Go to: www.weichertpro.com and log in.</p>	
<p>2. Click the 'Marketing' link.</p>	
<p>The Email Marketing Selections will appear.</p> <p>3. Select a Category</p>	

WeichertPRO Job Aid – Marketing

STEP	SCREEN
<p>In this example, we selected the 'Sphere Prospecting' Category</p> <p>The template options in the Category will be listed to the right.</p> <p>3. Locate the template you want to use.</p> <p>In this example we selected the 'Reconnect with Past Clients' template.</p> <p>4. Click 'Select'</p> <p><i>Tip: You can preview the template by clicking on the template image.</i></p>	
<p>5. Follow the steps to customize and send your template.</p>	

WeichertPRO Job Aid – Marketing